



Public Safety



North (Greater Sacramento) Career & Training Pathways Profile

2026

Five-Year Outlook

9% sector growth

4,500+ annual job openings

2.7% of Greater Sacramento's jobs



FOR LABOR MARKET RESEARCH
NORTH FAR NORTH

POWERED BY



California
Community
Colleges

Introduction

Public Safety careers largely involve looking out for the public good and ensuring that people can lead safe, secure lives.

Core areas of specialization within the Public Safety sector are:

- Law enforcement
- Fire prevention and protection, including wildland firefighting
- Emergency medical services
- Administration of justice

Employment areas include municipal police departments and fire departments, Cal Fire, emergency response teams, and agencies tasked with criminal justice and rehabilitation, as well as local, state, and federal agencies responsible for enforcing regulations, such as U.S. Customs and Border Protection and the Bureau of Alcohol, Tobacco, Firearms and Explosives.

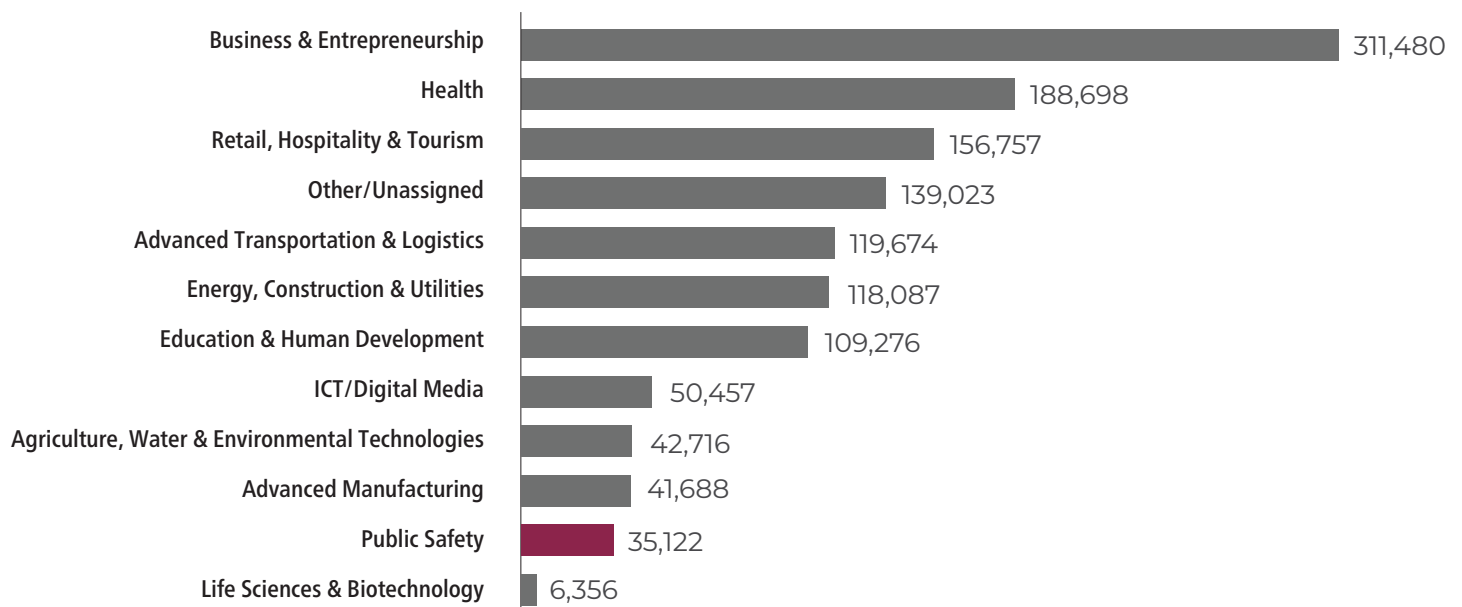
Greater Sacramento is home to the headquarters of the California Department of Corrections and Rehabilitation along with Folsom State Prison and other correctional



and detention centers. Extensive recreation areas, including numerous national parks and forests, provide employment opportunities for firefighting occupations and ski patrollers.

Students who choose this path can make a direct impact in protecting lives, ensuring justice, and protecting the region's natural resources. Careers in this sector offer an opportunity for serving local communities, strong job stability, and advancement opportunities.

2024 Sector Employment



Note: The North subregion encompasses seven counties (El Dorado, Nevada, Placer, Sacramento, Sutter, Yolo, and Yuba) and eight community colleges (American River, Cosumnes River, Folsom Lake, Lake Tahoe, Sacramento City, Sierra, Woodland, and Yuba). The North Far North region spans 22 counties and 15 community colleges, stretching from the Greater Sacramento area, north to California's border with Oregon, and east to Nevada.

Sector Highlights

35,122
Jobs in 2024

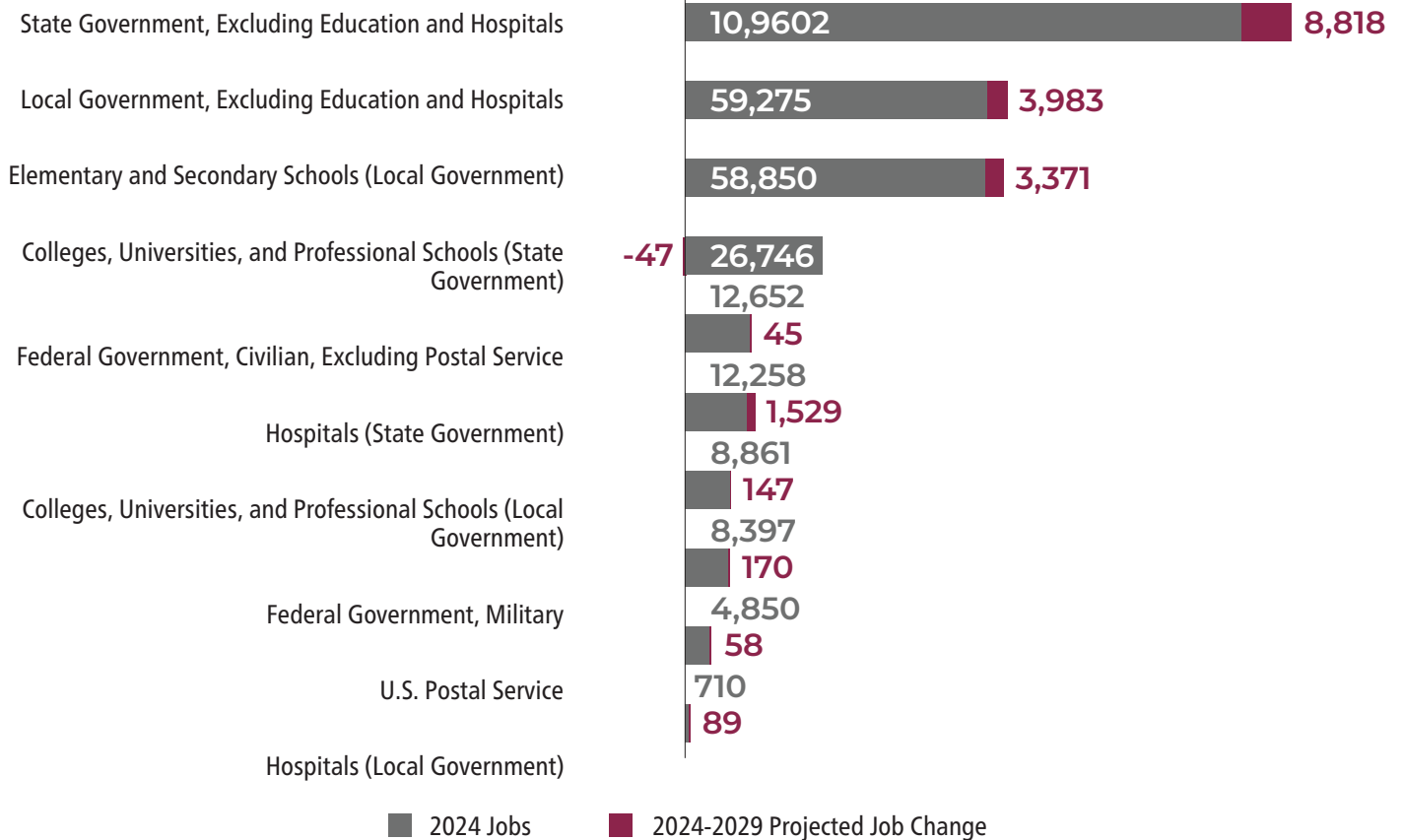
38,210
Projected Jobs in 2029

9%
Projected Job Growth,
2024-2029

3,088
New Jobs by 2029

2.7%
% of Greater Sacramento
Employment, 2024

Employment by Subsector



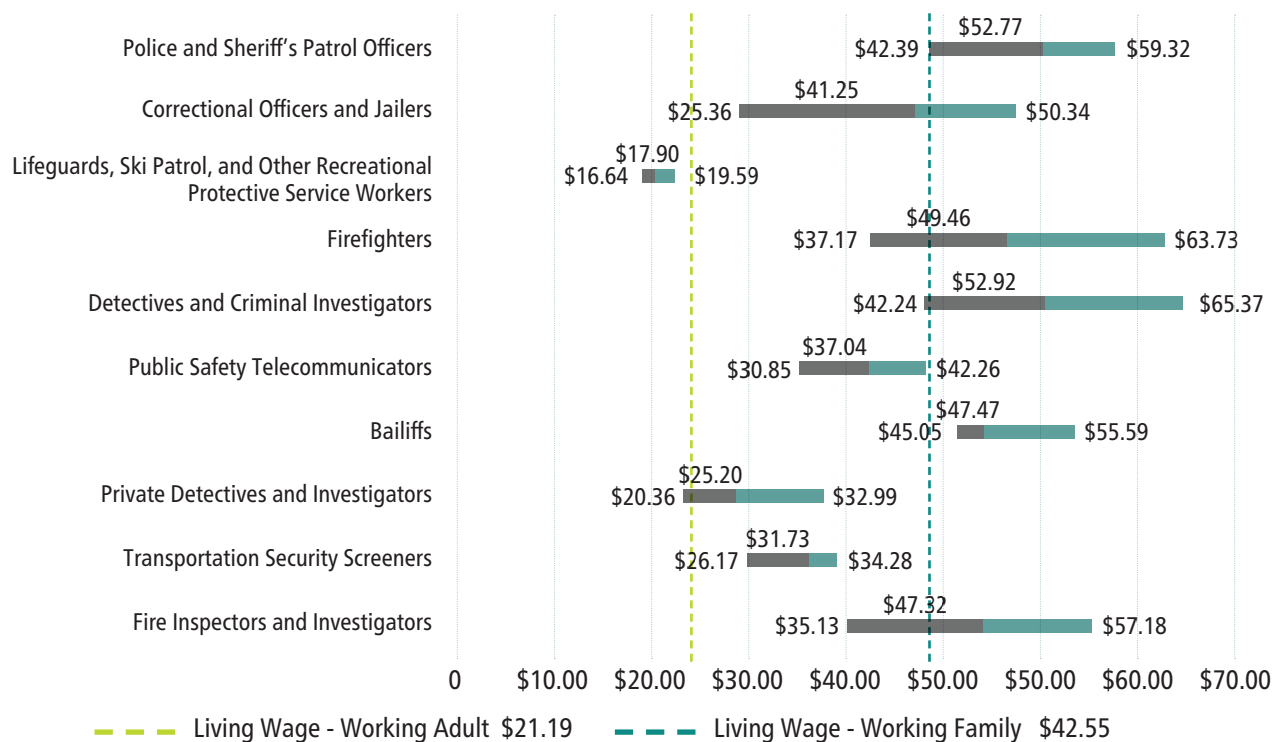
Note: The Public Safety sector has 13 distinct 6-digit NAICS codes. Contact the NFN COE for a complete listing of NAICS codes by sector.

Top Occupations

Occupation	2024 Jobs	2024-2029 Projected Change	2024-2029 Average Annual Openings	Typical Entry-Level Education
Police and Sheriff's Patrol Officers	6,483	9%	614	High school diploma or equivalent
Correctional Officers and Jailers	2,545	16%	324	High school diploma or equivalent
Lifeguards, Ski Patrol, and Other Recreational Protective Service Workers	952	11%	309	No formal educational credential
Firefighters	2,541	9%	238	Postsecondary nondegree award
Detectives and Criminal Investigators	1,710	7%	153	High school diploma or equivalent
Public Safety Telecommunicators	792	9%	102	High school diploma or equivalent
Bailiffs	378	6%	50	High school diploma or equivalent
Private Detectives and Investigators	489	3%	46	High school diploma or equivalent
Transportation Security Screeners	384	0%	38	High school diploma or equivalent
Fire Inspectors and Investigators	80	11%	8	Postsecondary nondegree award

Note: Jobs for the above occupations may not solely exist in this sector and may be found in other sectors that require related services. Projected change includes new job growth and replacements. Occupations with significant annual openings, active training programs in the subregion, wages at or close to the living wage, and training beyond a high school diploma but short of a bachelor's degree were prioritized for inclusion in the top middle-skill occupations.

Hourly Wages for Top Occupations



Note: The hourly wage ranges include the 25th percentile (entry-level), median, and 75th percentile (experienced) hourly earnings for workers employed in these occupations across the North (Greater Sacramento) subregion where the living wage in 2024 for a single working adult was \$21.19 and for a working family (defined as an adult and one infant) was \$42.55.



Job Posting Trends

Job posting trends examine all occupations assigned to the Public Safety sector, regardless of skill or education level in the Greater Sacramento subregion.

Unique Online Job Postings

3,806

(2% of Region's Postings)

Median Advertised Hourly Salary

\$22.89

(Regional Average \$30.77)

Median Posting Duration

23 days

(Regional Average 25 Days)

Posting Intensity

3:1

(Regional Average 2:1)

Note: Job postings count the number of online job postings advertised in the 7-county North (Greater Sacramento) subregion between November 1, 2024 and October 31, 2025. COE has identified 27 occupations aligned with the Public Safety sector, and those SOC codes were used to generate the list of aligned job postings. Contact the NFN COE for a complete listing of SOC codes by sector. Postings are limited to in-state employers and exclude staffing companies. Posting Intensity is the ratio of total job postings to unique (de-duplicated) job postings. Job posting results are weighted toward occupations with the most postings, influencing the frequency of results for employers, job titles, skills, work experience, and education.



Top Employers

Employers with the Most Postings

- | | |
|--|-------------------------------------|
| 1. State of California | 6. Blue Knight Security & Patrol |
| 2. American Security Programs | 7. San Juan Unified School District |
| 3. United States Department of Homeland Security | 8. Federal Bureau of Investigations |
| 4. City & County of San Francisco | 9. Walmart |
| 5. GardaWorld | 10. County of El Dorado |

Most In-Demand Skills

Specialized Skills

- Law Enforcement
- Emergency Response
- Loss Prevention
- Patrolling
- De-escalation Techniques

Soft Skills

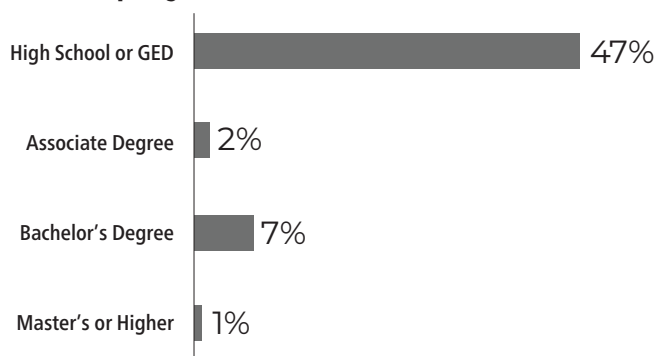
- Communication
- Customer Service
- Investigation
- Management
- Operations

Software and Technical Skills

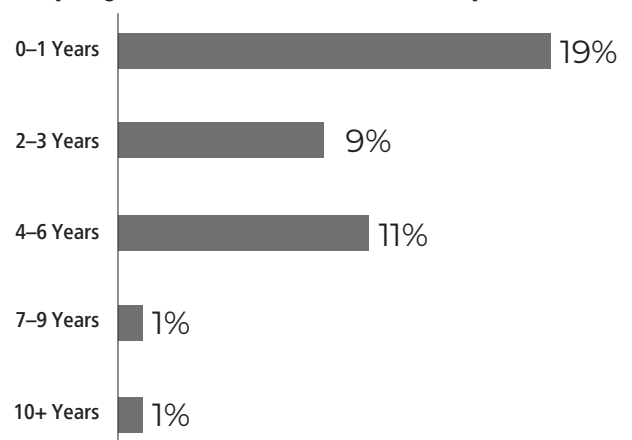
- Microsoft Office (Excel, Outlook, Word, Access, PowerPoint)
- Spreadsheets
- JIRA
- Atlassian Confluence
- Database Systems

Education & Experience in Job Postings

Employer-Preferred Education



Employer-Preferred Work Experience



Note: The percentages might not equal 100% because not all employers include education or work experience in their job postings.

COMMUNITY COLLEGE Training Programs



American River College	Cosumnes River College	Folsom Lake College	Lake Tahoe College	Sacramento City College	Sierra College	Woodland Community College	Yuba College
Administration of Justice	Fire Technology	Administration of Justice	Criminal Justice	Administration of Justice	Administration of Justice	Criminal Justice Studies	Administration of Justice
POST Basic Law Enforcement Academy	Firefighter Suppression Specialist		Administration of Justice		Reserve Peace Officer	Administration of Justice	Law Enforcement
Fire Technology	Wildland Fire Technology		Fire Science		Administration of Justice - Corrections		Basic Police Academy
Firefighter Recruit Academy			Fire Officer		Fire Technology		Reserve Officer Level
			Fire Academy		Fire Company Officer		Fire Technology
					Fire Academy		Fire Fighter Academy

Note: Due to discrepancies in the California Community Colleges Curriculum Inventory (COCI) and how Taxonomy of Programs (TOP) codes are categorized by sector, this list may not include all related or currently available training programs.



This publication was supported through Strong Workforce Program (SWP) funding from the North Far North Regional Consortium and the California Community Colleges Chancellor's Office Economic and Workforce Development Grant. SWP is an initiative designed to expand career education (CE) programs offered by the California Community Colleges to supply a skilled workforce to California's employers. The North Far North Regional Consortium (NFNRC) is charged with coordinating the planning and implementation of CE programs among community colleges within the 22-county North Far North region, which includes the North (Greater Sacramento) and Far North subregions. The NFNRC has 12 sectors, which are listed in the chart on page 1. This sector profile summarizes key data about current and projected workforce demand, hourly wages, job postings, and community college programs to support the goals of SWP.



Prepared by:

Anna Hoehenrieder, Research Analyst
North Far North Center of Excellence for
Labor Market Research

Supported by:

Ebony J. Benzing, Co-Director
North Far North Center of Excellence for
Labor Market Research

Editing by:

Emma Shacochis and **Lauren McSherry**,
L.M. McSherry Consulting

Graphic Design by:

Jim Schneider, Right Angle Design



All representations included in this report have been produced from primary research and/or secondary review of publicly and/or privately available data and/or research reports. Efforts have been made to qualify and validate the accuracy of the data and the reported findings; however, the Centers of Excellence, COE host district, and the California Community Colleges Chancellor's Office are not responsible for applications or decisions made by recipient community colleges or their representatives based upon components or recommendations contained in this study.

© 2026 California Community Colleges Chancellor's Office, Centers of Excellence for Labor Market Research, Economic and Workforce Development Program

Sources

- Lightcast 2025.4 - QCEW Employees, Non-QCEW Employees, and Self-Employed
- Centers of Excellence for Labor Market Research Occupation Crosswalk
- California Community Colleges Chancellor's Office Data Mart
- California Community Colleges Curriculum Inventory (COCI)

